




Wharton County Junior College

How to Pay for Classes Online

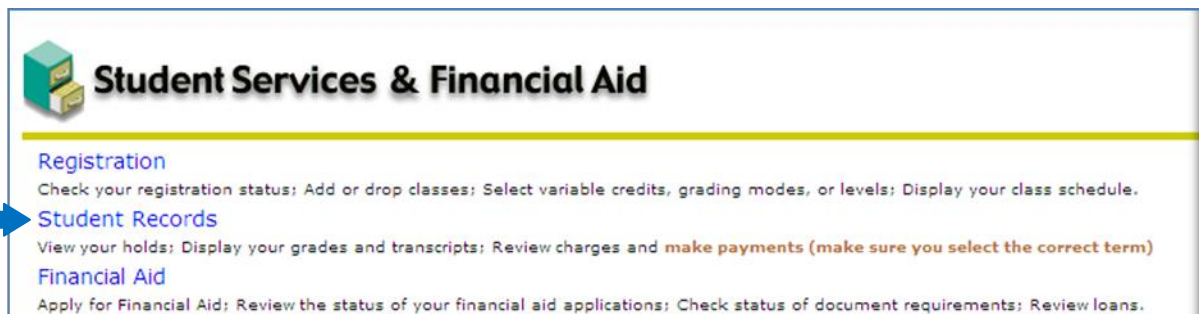
Step 1 Access the WCJC website at www.wcjc.edu

Step 2 Click “Online Services” under WCJC CONNECT and “Enter Secure Area”

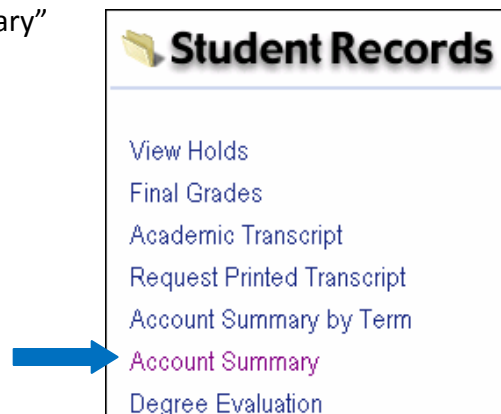
Step 3 Click “Student Services and Financial Aid” to access the self-service menu.



Step 4 Click “Student Records”.



Step 5 Click “Account Summary”



Step 6 View a summary of your charges by Term.

Step 7 Click Pay Now or Installment Plan at the bottom of the Summary page.

[[Pay Now / Installment Plan](#)]

[Overall Financial Aid Status](#) | [Financial Aid Award Information Menu](#)]

Step 8 Follow the instructions on the payment screens.